

Our Community. Our Schools.

The Path Ahead



Community Forum

- Today's Topic: **Classroom Impact**
 - Go to the source!
- Forum is being livestreamed on YouTube
- Written questions focused on today's topic may be submitted from members in the audience



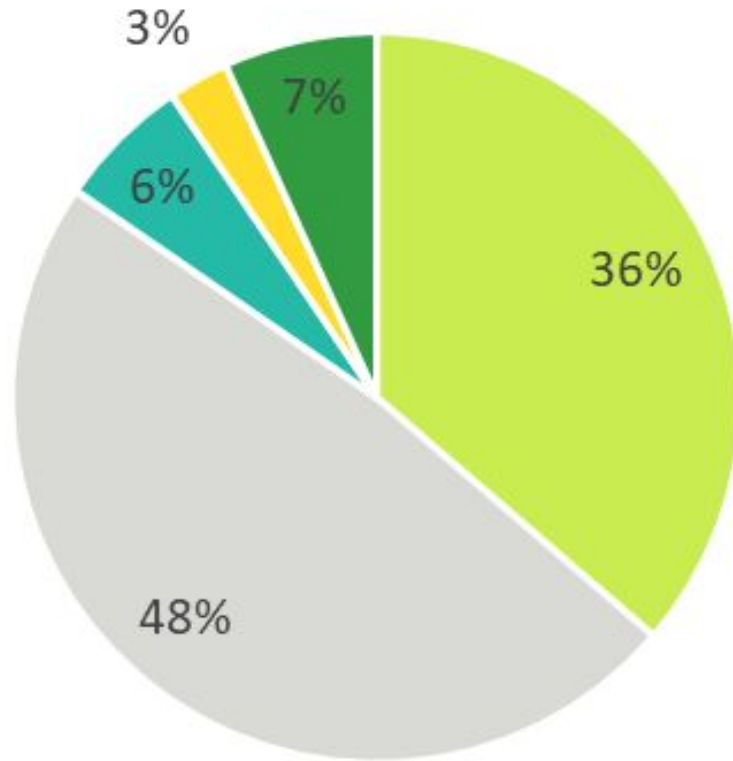
Always Begin with the WHY

OUR STUDENTS

Providing quality learning experiences so each of our students has the greatest possibility of reaching their individual potential in life.



Trust in Teachers



“I have trust and confidence in the men & women who are teaching the kids in our public schools.”

- 84% agree

Strongly Agree Agree Disagree Strongly Disagree No Opinion

Current Situation: The Path Ahead

Our District is facing a future with structural budget deficits

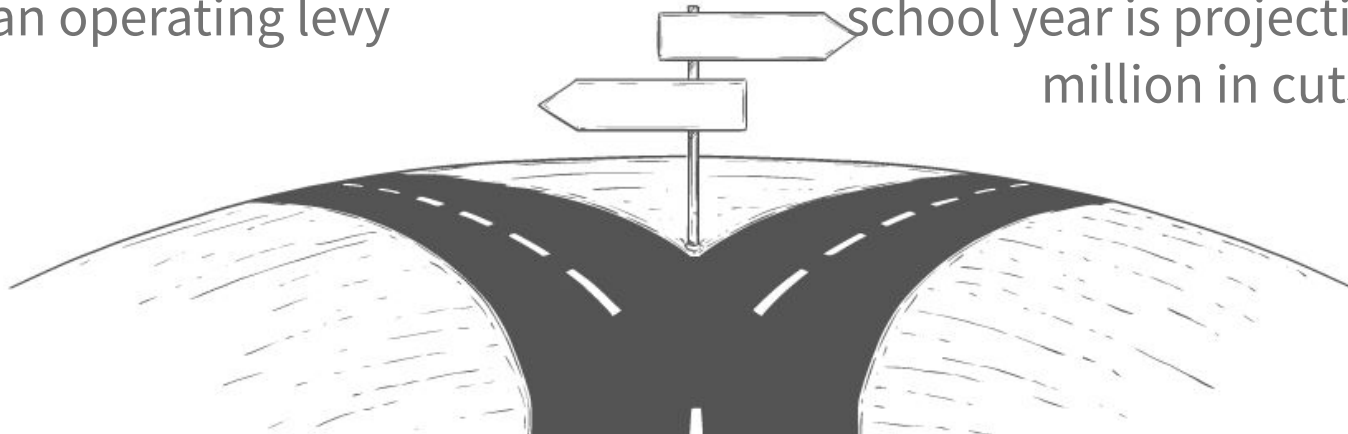
**Increase ongoing
annual operating revenue**

Only viable option to do this is
an operating levy

**Make large budget cuts every
few years**

-OR-

For example, the 2023/24
school year is projecting \$5.082
million in cuts



Current Situation: Financial Projections

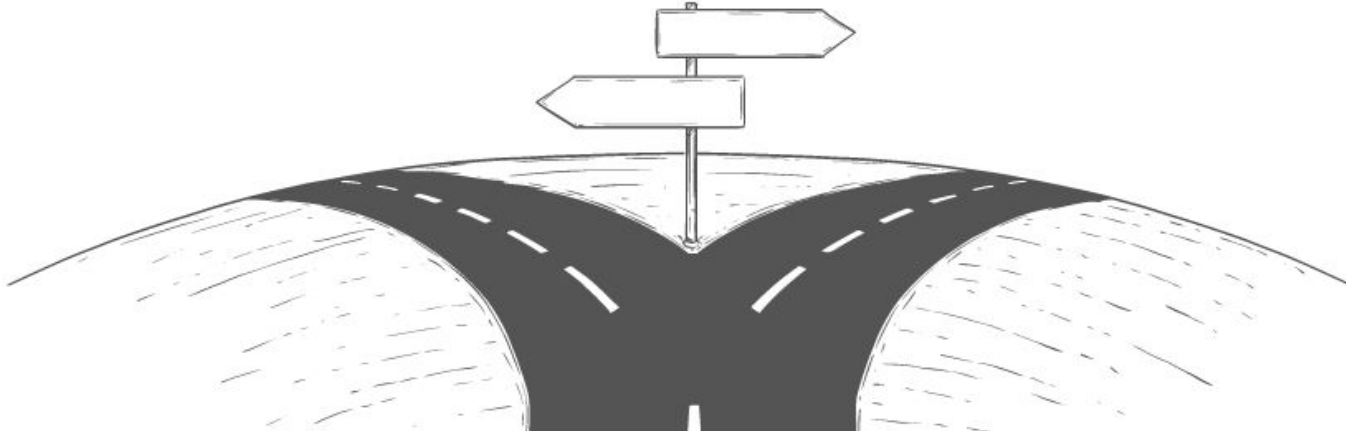
	2021-22 PROJECTED	2022-23 PROJECTED	2023-24 PROJECTED	2024-25 PROJECTED	2025-26 PROJECTED
E-12 LEGISLATIVE BUDGET AGREEMENT & NO RESTORATION					
STATE AID ASSUMPTION	2.45%	2.00%	1.25%	1.25%	1.25%
GENERAL FUND REVENUES	100,001,312	102,329,510	100,558,039	101,424,894	102,200,350
GENERAL FUND EXPENDITURES	98,595,426	100,980,998	103,428,541	105,940,007	110,061,993
SPENDING VARIANCE	1,405,886	1,348,512	(2,870,502)	(4,515,113)	(7,861,643)

Which Path Forward?

**Voter approved
operating levy**

-OR-

**More budget
cuts**



Operating Budget

Approximately 60% of operating budget is spent on teacher salary and benefits. Another **20%** is spent on other **staff**, those providing services to our students and community.



Expenditure Analysis



Student Based

Other

000-199	Administration & District Support Services
200-299	Regular Instruction
300-399	Vocational Instruction
400-499	Special Education Instruction
600-699	Instructional Support Services
700-799	Pupil Support Services
800-899	Sites, Buildings, Equipment
900-999	Fiscal & Other

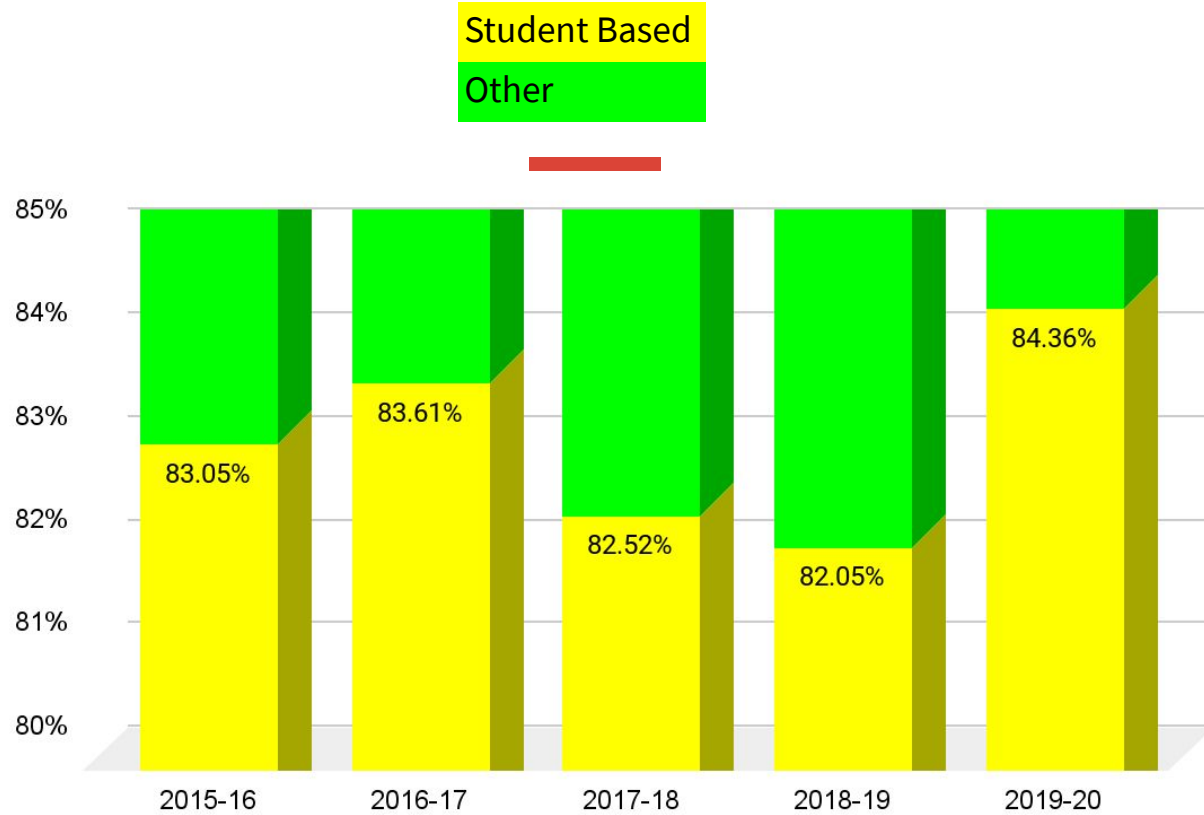
Source: Minnesota Funding Reports (MFR) MN Dept. of Education

Expenditure History

		ISD 720 2015-16	ISD 720 2016-17	ISD 720 2017-18	ISD 720 2018-19	ISD 720 2019-20
	Student Based	83.05%	83.61%	82.52%	82.05%	84.36%
	Other	16.95%	16.36%	17.68%	17.95%	15.64%
000-199	Administration & District Support Services	8.90%	8.41%	8.18%	7.68%	8.09%
200-299	Regular Instruction	46.14%	44.51%	44.42%	43.68%	43.85%
300-399	Vocational Instruction	0.84%	0.93%	0.68%	0.90%	0.95%
400-499	Special Education Instruction	19.36%	19.66%	19.26%	18.87%	19.54%
600-699	Instructional Support Services	8.53%	10.39%	9.77%	10.00%	11.10%
700-799	Pupil Support Services	8.17%	8.12%	8.39%	8.61%	8.93%
800-899	Sites, Buildings, Equipment	6.68%	6.67%	8.19%	9.01%	6.12%
900-999	Fiscal & Other	1.37%	1.29%	1.31%	1.25%	1.43%
Totals		100%	100%	100%	100%	100%

Source: Minnesota Funding Reports (MFR) MN Dept. of Education

Expenditure History



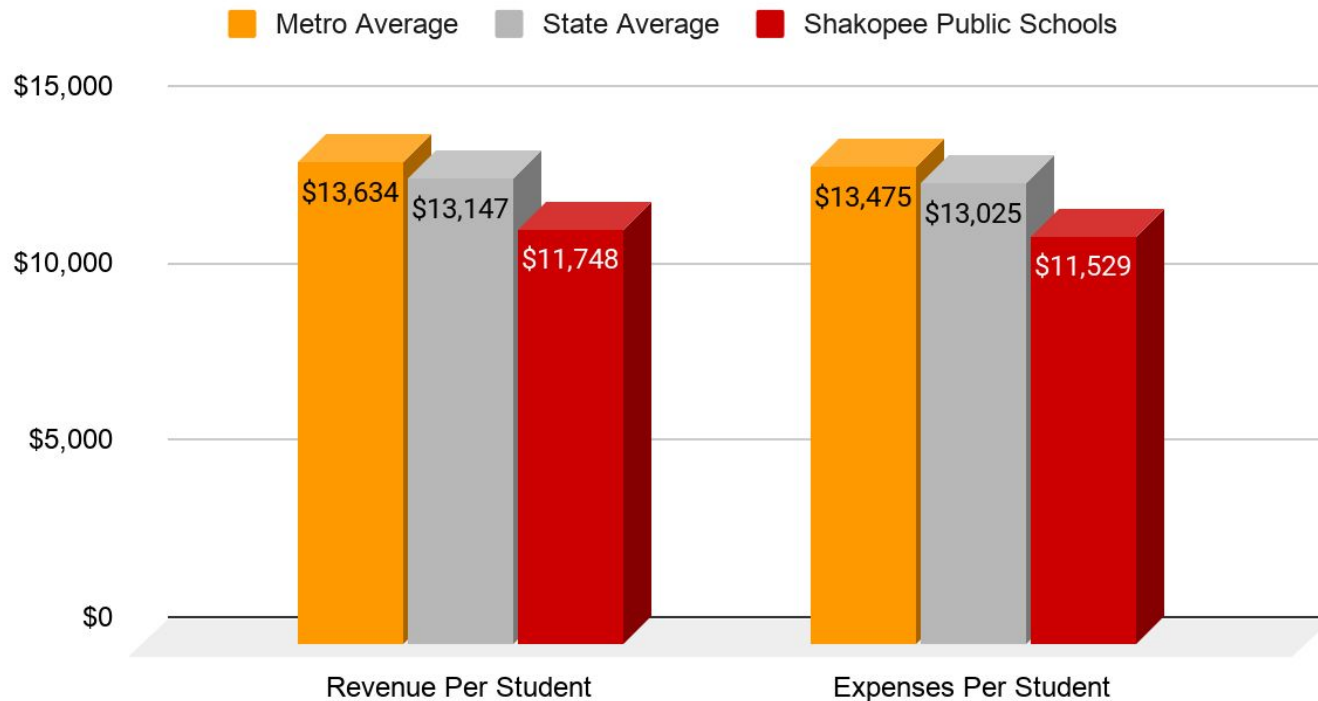
Source: Minnesota Funding Reports (MFR) MN Dept. of Education

Goal: 85%

Student Based Expenditures- District Comparison

	STUDENT BASED	OTHER
BLOOMINGTON	84.55%	15.45%
SHAKOPEE	84.36%	15.64%
ISD 191	82.45%	17.55%
ISD 196	82.02%	17.98%
FARMINGTON	82.00%	18.00%
ECC	81.97%	18.03%
LAKEVILLE	81.97%	18.03%
EDEN PRAIRIE	81.65%	18.35%
MINNETONKA	81.38%	18.62%
HOPKINS	80.49%	19.51%
PRIOR LAKE	80.08%	19.92%
EDINA	79.67%	20.33%

Comparison of Revenue & Expenses



Source: Bergen KDV,
District Audit 2019 Report
provided on November 23,
2020

Value for Money

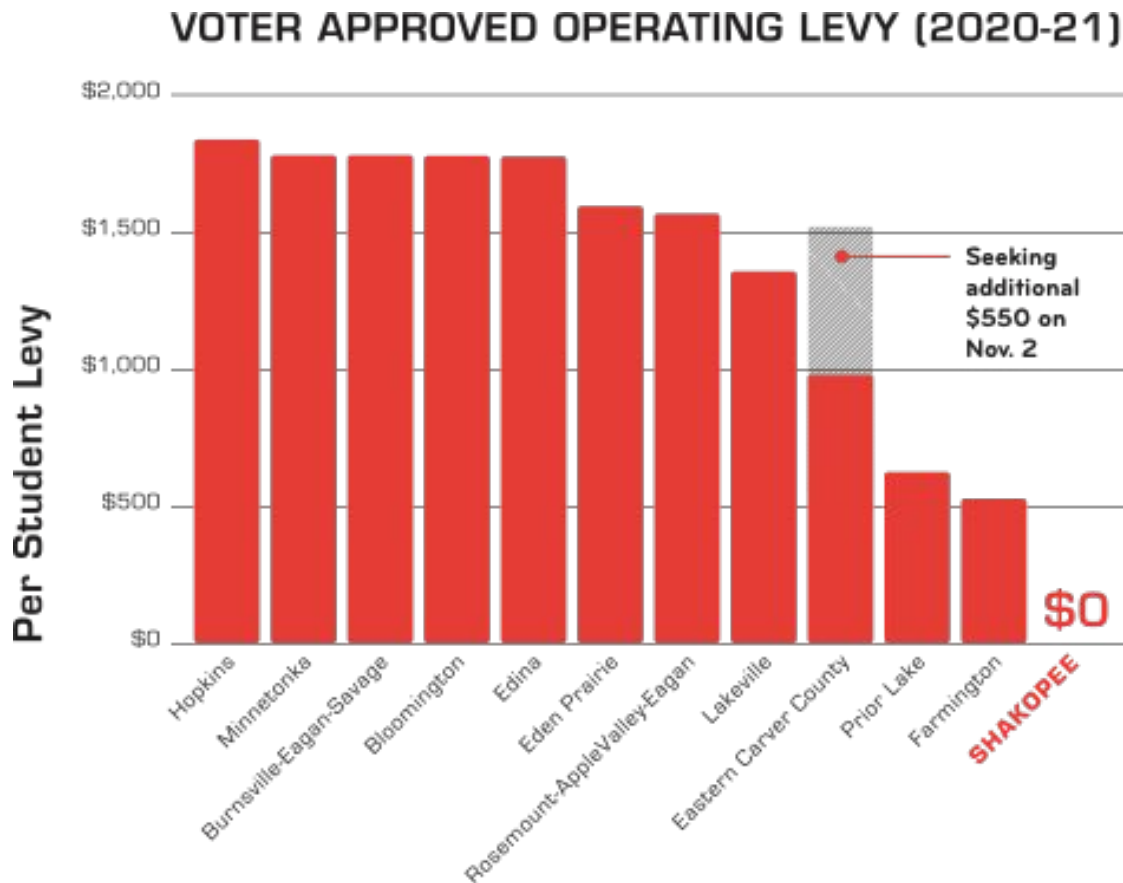
- Though **spending nearly \$1900 less than the metro average per student**, our district was competing quite well in terms of providing services to our students and community.

Then we made \$7.45 million in budget cuts.....

- The losses from the \$7.45 million in budget cuts included **over 50 classroom teaching positions.**

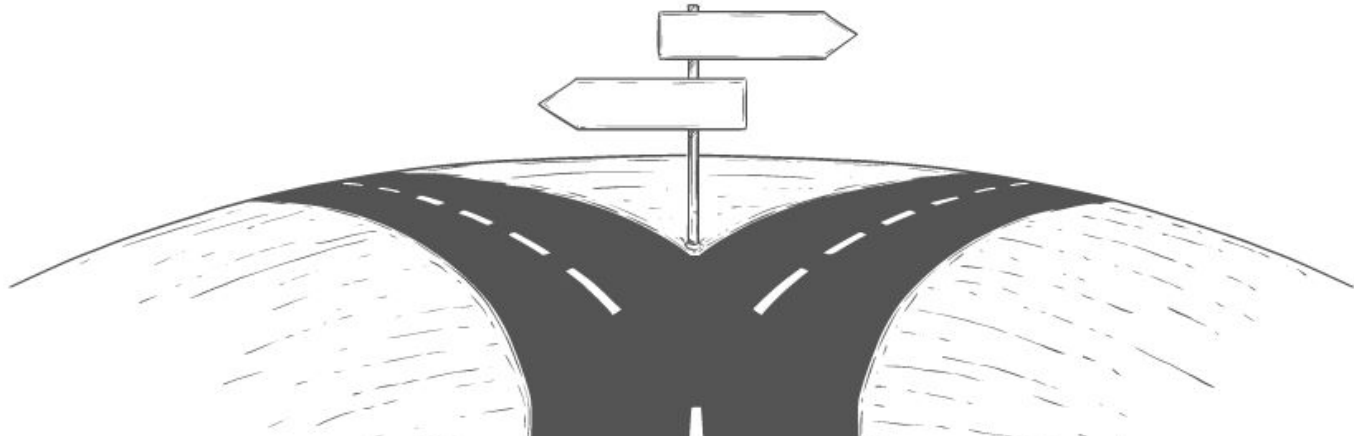
Comparison of Revenue & Expenses

- Shakopee is the only metro school district without a voter approved operating levy
- Metro average = \$1,267 per pupil, per year
- If Shakopee had metro average operating levy = **\$11.03M revenue per year**



Levy Path

Voters Approve an Operating Levy



Levy Path: Voters Approve an Operating Levy Question #1

YES or NO

Shall the increase in the revenue proposed by the Board be approved?

\$866 per pupil generates \$7,537,951 in annual operating revenue

SCHOOL DISTRICT QUESTION ONE

APPROVAL OF SCHOOL DISTRICT REFERENDUM REVENUE AUTHORIZATION

The Board of Independent School District No. 720, Shakopee, has proposed to increase its referendum revenue authorization by \$866.00 per pupil. The amount shall increase annually by the rate of inflation. The proposed referendum revenue authorization would be effective beginning with taxes payable in 2022 and would be applicable for ten (10) years unless otherwise revoked or reduced as provided by law.

Shall the increase in the revenue proposed by the Board of Independent School District No. 720 be approved?

☐ YES ☐ NO

BY VOTING "YES" ON THIS BALLOT QUESTION, YOU ARE
VOTING FOR A PROPERTY TAX INCREASE.

Generates...

\$409

of taxes
on a home

\$866

of funding
per student



On Average Priced Shakopee
home of \$317,000




Levy Path:

Question #1 Detail

- Eliminates projected structural budget deficits (FY24, FY25, and FY26)
- [Restoration of some of the budget cuts](#)
 - Classroom teachers
 - Counselors
 - Services closest to student learning

NOTE: \$1,949,150 of the \$5.4 million in cuts remain permanent budget cuts



Restore over 43 Teachers,
2 Counselors and
2 Paraprofessionals



Restore class size
targets to same as
2020-21 school year



Eliminate projected
structural budget
deficits



Restore 5th Grade band, College
in the Schools/Concurrent
Enrollment Courses and ACT
student fee payments


Levy Path:

Question #1 Detail

Restoration of some of the \$5.4 million in budget cuts:

- Restore class size targets (same as 20-21 school year) **\$2,533,100 in teacher FTE**
 - 5th grade band-- **1.25 FTE \$91,250**
 - 2.0 FTE EL teachers **\$146,000**
 - 2.5 FTE High Potential Teachers **\$182,500**
 - High School: 2.0 FTE Counselors **\$146,000**
 - Middle Schools: 2.0 FTE Intervention Paraprofessionals **\$66,000**
 - West: Security/Greeter position **\$20,000**
 - Elementary Schools: 3.0 FTE Intervention Teachers **\$201,000**
 - ACT student fee payments **\$25,000**
 - College in the Schools/Concurrent Enrollment Courses **\$40,000**
- TOTAL \$3,450,850**

NOTE: \$1,949,150 of the \$5.4 million in cuts remain permanent budget cuts



Restore over 43 Teachers,
2 Counselors and
2 Paraprofessionals



Restore class size
targets to same as
2020-21 school year



Eliminate projected
structural budget
deficits



Restore 5th Grade band, College
in the Schools/Concurrent
Enrollment Courses and ACT
student fee payments

Levy Path: Voters Approve an Operating Levy - Question #2

YES or NO

Shall the increase in the revenue proposed by the Board be approved?

\$400 per pupil generates \$3,481,655 in annual operating revenue

SCHOOL DISTRICT QUESTION TWO

APPROVAL OF ADDITIONAL SCHOOL DISTRICT REFERENDUM REVENUE AUTHORIZATION

The Board of Independent School District No. 720, Shakopee, has proposed to increase its referendum revenue authorization by an additional \$400.00 per pupil. The amount shall increase annually by the rate of inflation. The proposed referendum revenue authorization would be effective beginning with taxes payable in 2022 and would be applicable for ten (10) years unless otherwise revoked or reduced as provided by law.

Provided that Ballot Question No. 1 is approved, shall the increase in the revenue proposed by the Board of Independent School District No. 720 be approved?

☐ YES ☐ NO

BY VOTING "YES" ON THIS BALLOT QUESTION, YOU ARE VOTING FOR A PROPERTY TAX INCREASE.

Levy Path:

Question #2 Detail

Improve compensation of teachers and support staff moving towards mid-range of comparable districts

- **ESTIMATED COST:** At least 60% of Question 2 revenue (Minimum = \$2,088,993)

Make additional improvements to class size targets to reach metro average (ECSU)

- **ESTIMATED COST:** \$540,000

Increased fine arts and activities offerings

- **ESTIMATED COST:** \$200,000

Shorten walking distances for grades 9-12 to 1.5 miles


- **ESTIMATED COST:** \$360,000



Make additional improvements to class size targets



Shorten walking distances for grades 9 – 12 to 1.5 miles



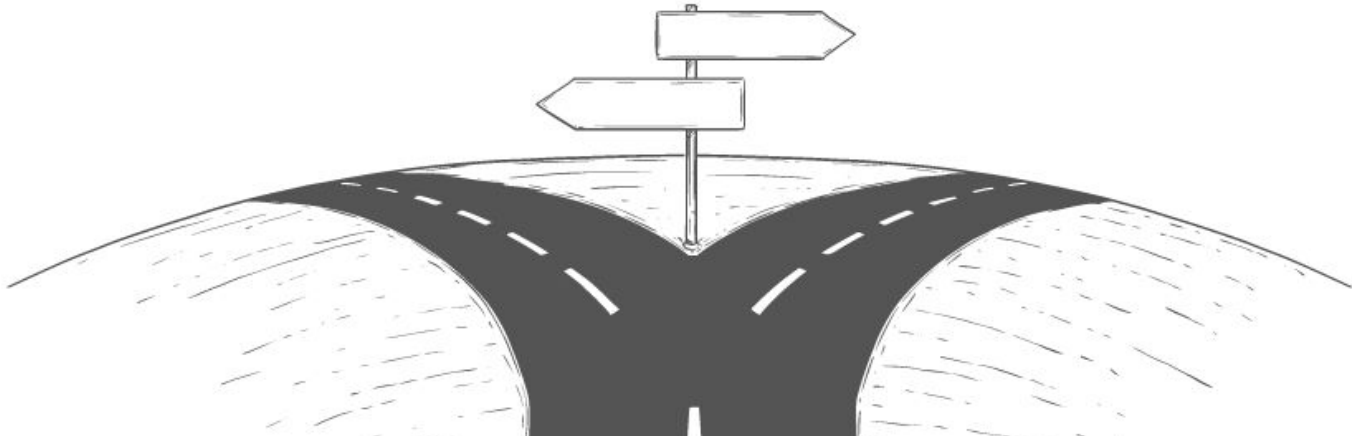
Increase fine arts and activities offerings



Improve compensation of teachers and support staff moving towards mid-range of comparable districts

Budget Cuts Path

Voters Fail to Approve an Operating Levy



Budget Cuts Path

- X \$5,082,419 in budget cuts prior to the 2023-24 school year
- X Additional class size target increases
 - X Further teacher cuts
 - 60% of cuts = 40.65 Full Time Employees in 2023-24***
- X A 'double share' of budget cuts for athletics & activities
- X Restructuring & elimination of programs
- X Alterations of school schedules
- X Proportional cuts across the entire district
- X Longer student walking distances at elementary and middle schools (*high school is already at maximum allowed*)

Going to the Source

At previous forums and similar events, ***the most common questions have revolved around how the recent \$7.45 million in budget cuts are impacting our teachers and students in the classroom.***

Also, how would each of the two proposed levy outcomes impact our classrooms in the future.

Rather than having persons who aren't as closely connected to the classroom and student learning attempt to answer these questions, we decided to go to the source and bring in persons best equipped to provide the best possible answers to these types of questions.



Teacher Perspective: Classroom Impact



Elementary Teacher

- **Mrs. Virginia Wold**
- **Present school:** Red Oak Elementary
- **Started in the District:** 2005



Middle School Teacher

- **Mr. Jon Jasken**
- **Present school:** West Middle School
- **Started in the District:** 2001

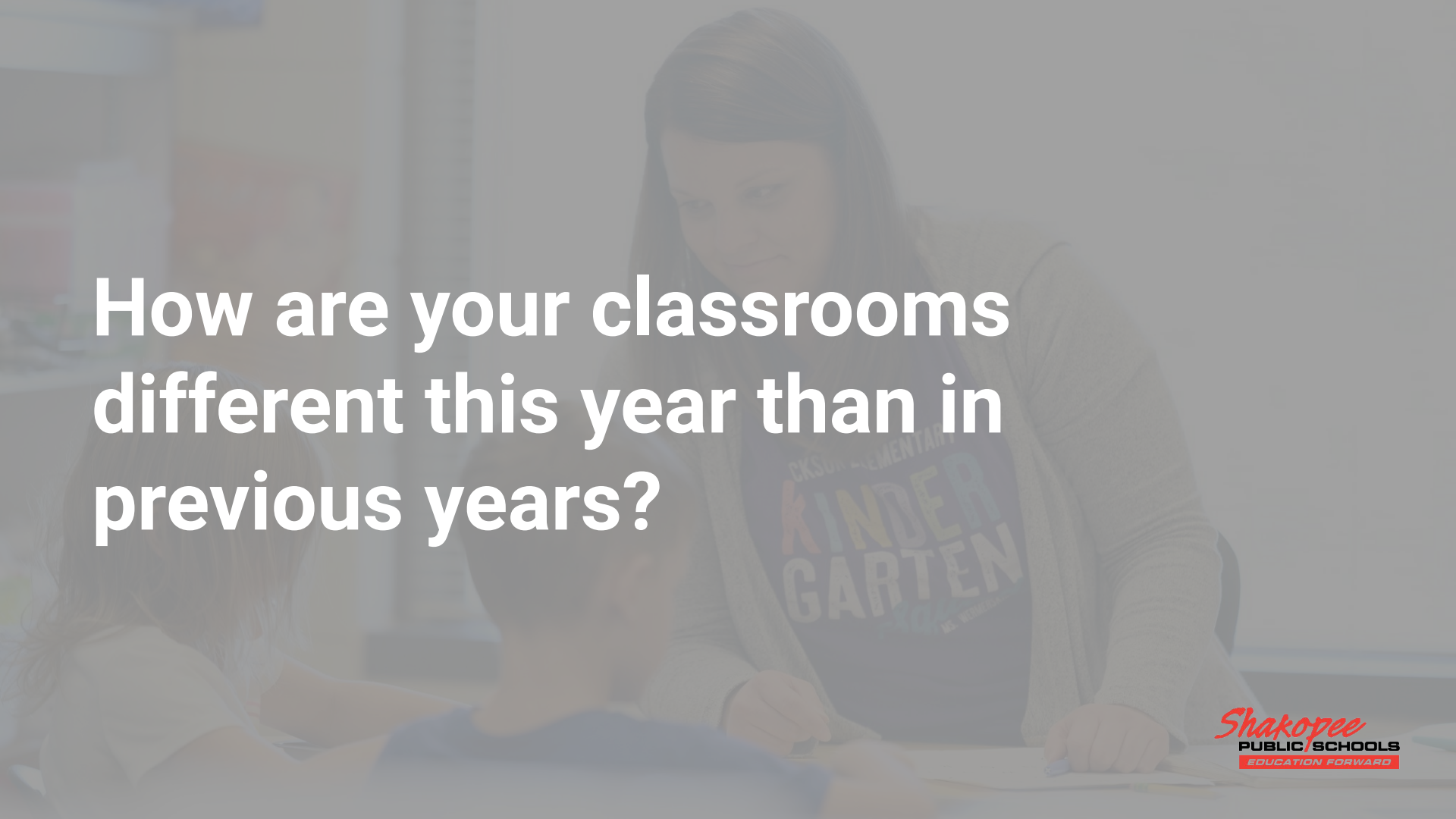


High School Teacher

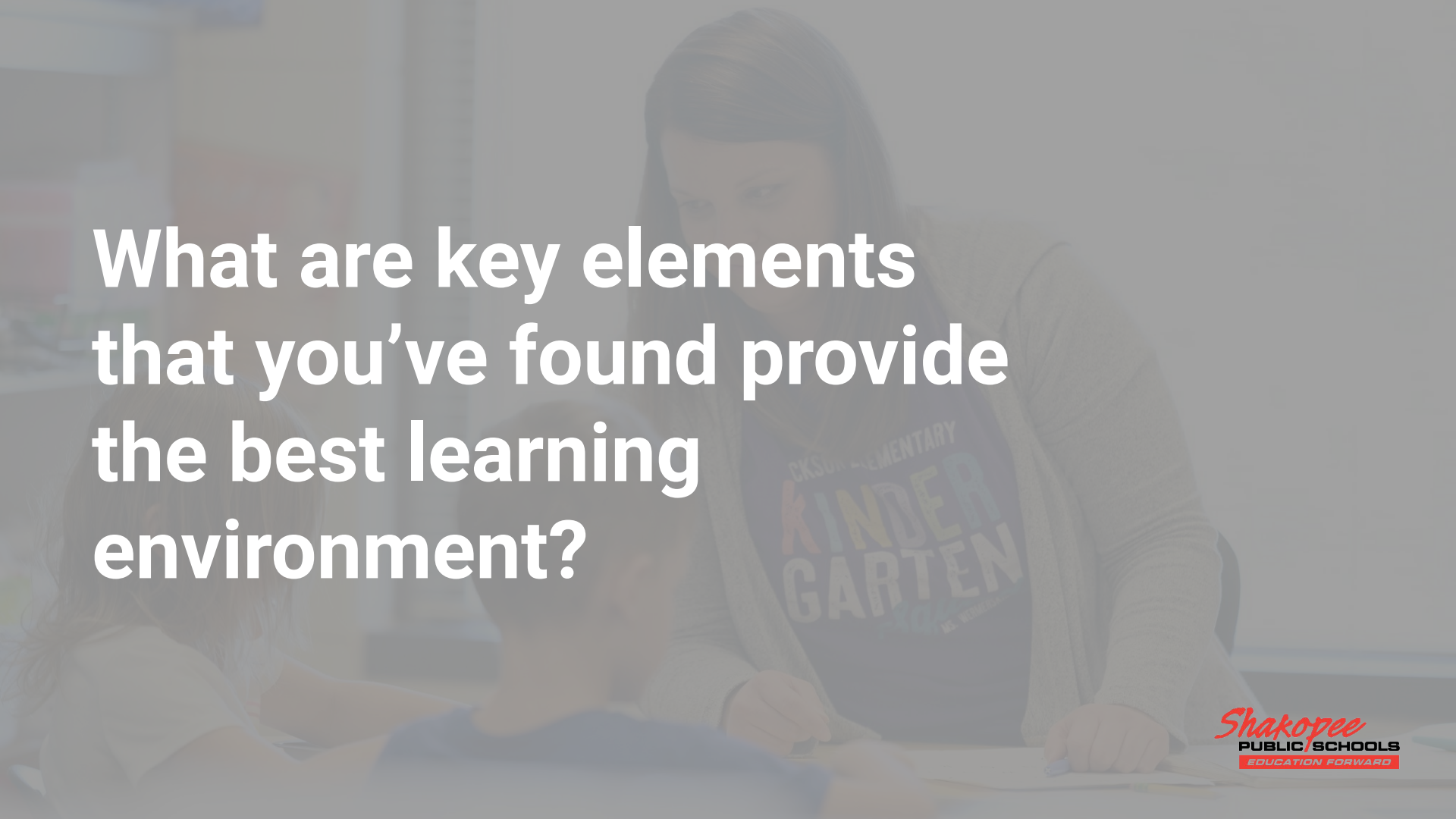
- **Mr. Wade Laughlin**
- **Present school:** Shakopee High School
- **Started in the District:** 2005

A woman, likely a teacher, is leaning over a table, interacting with two young children. She is wearing a grey cardigan over a dark blue t-shirt that has "CKSD ELEMENTARY KINDER GARTEN" printed on it. The children are sitting at the table, and the background is a blurred classroom setting. The entire image has a light grey overlay.

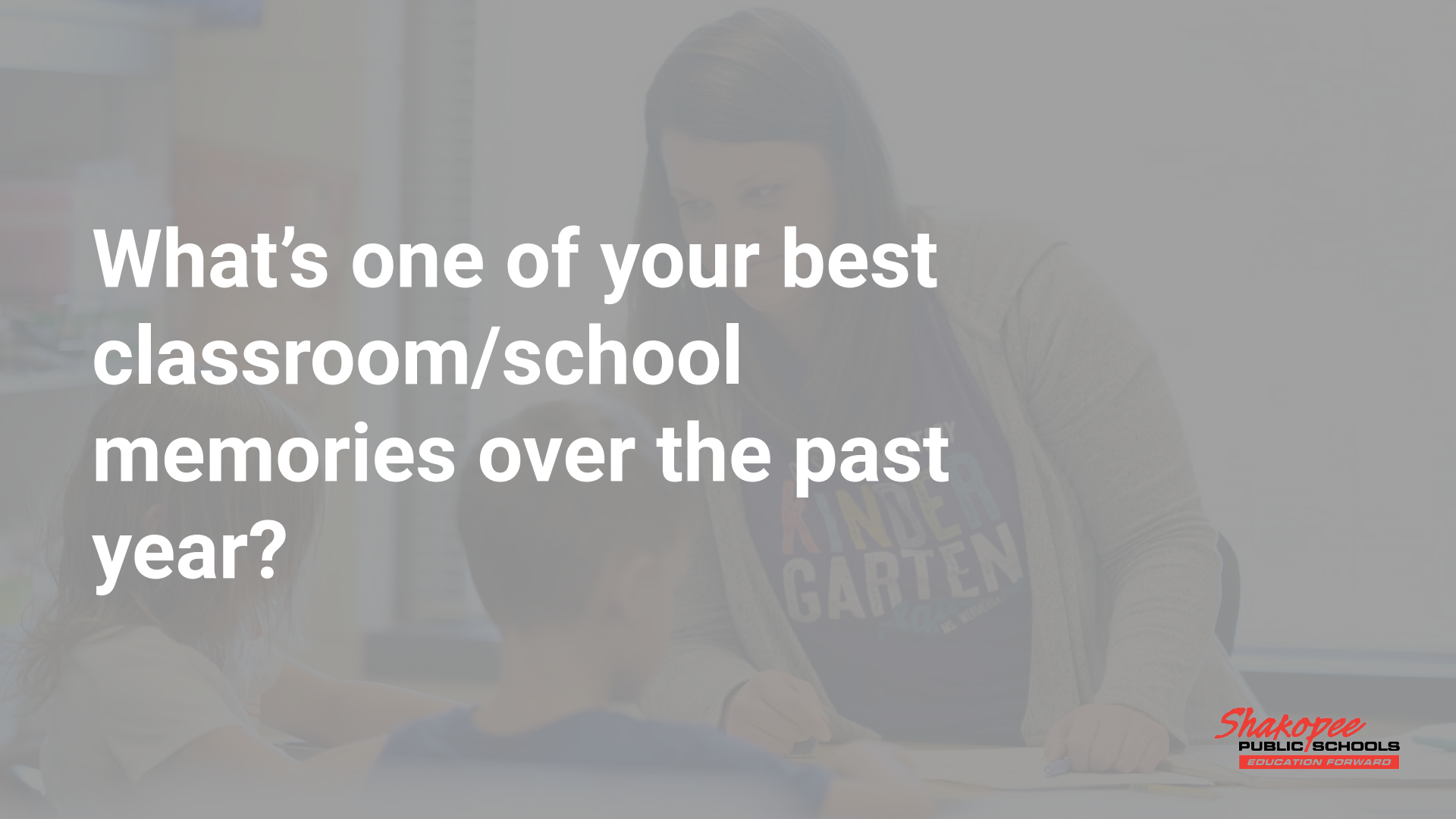
What inspired you to become an educator?



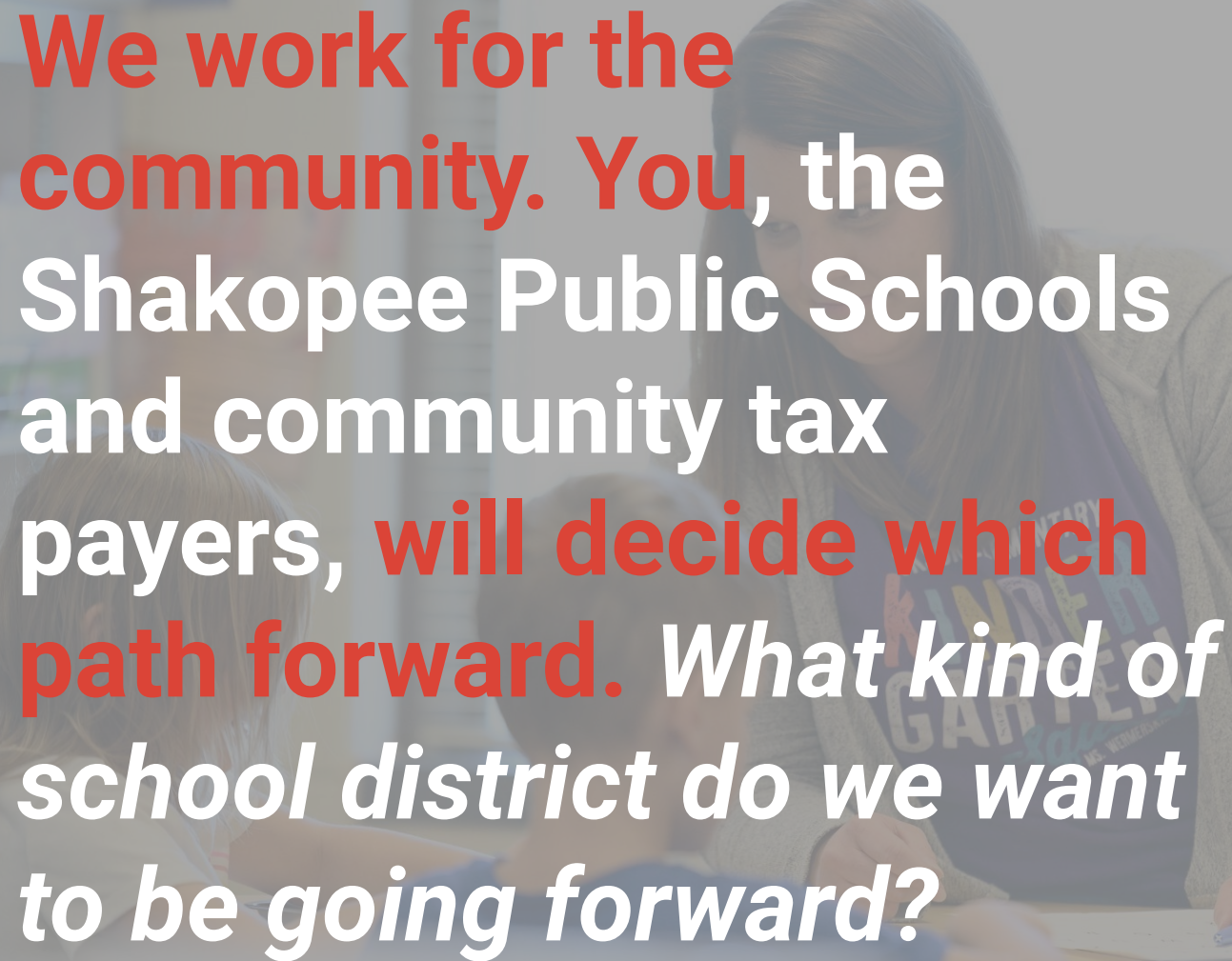
**How are your classrooms
different this year than in
previous years?**



What are key elements
that you've found provide
the best learning
environment?



What's one of your best
classroom/school
memories over the past
year?

A woman with long brown hair, wearing a grey cardigan over a blue t-shirt, is leaning over a desk. She is looking down at a child whose back is to the camera. Another child is visible in the foreground, also looking down. The background is a blurred classroom setting with shelves and books.

**We work for the
community. You, the
Shakopee Public Schools
and community tax
payers, will decide which
path forward. What kind of
school district do we want
to be going forward?**

Community Member Questions



